



















































































14 200m Backstroke Men Heat

Official






























Rank	Competitor	Age	Club	RT	PTS	Result	
1	 TeRauroha Pak	15		0.61		2:05.88 Entry: 2:01.51 +4.37	Q
	50m: 28.38 100m: 1:00.40 (32.02) 150m: 1:34.11 (33.71) 200m: 2:05.88 (31.77)						
2	 YiFan Zhang	15		0.64		2:11.84 Entry: 2:08.88 +2.96	Q
	50m: 29.61 100m: 1:02.99 (33.38) 150m: 1:38.26 (35.27) 200m: 2:11.84 (33.58)						
3	 Ryan Hewertso	16		0.57		2:12.45 Entry: 2:08.34 +4.11	Q
	50m: 29.96 100m: 1:03.08 (33.12) 150m: 1:37.69 (34.61) 200m: 2:12.45 (34.76)						
4	 Jack McPhail	16		0.56		2:13.26 Entry: 2:11.26 +2.00	Q
	50m: 29.57 100m: 1:03.26 (33.69) 150m: 1:38.52 (35.26) 200m: 2:13.26 (34.74)						
5	 Paolo Grolli (V)	14		0.60		2:14.15 Entry: 2:19.13 -4.98	Q
	50m: 30.43 100m: 1:04.82 (34.39) 150m: 1:39.78 (34.96) 200m: 2:14.15 (34.37)						
6	 Lucas Bell	16		0.52		2:14.17 Entry: 2:09.74 +4.43	Q
	50m: 30.03 100m: 1:04.20 (34.17) 150m: 1:38.70 (34.50) 200m: 2:14.17 (35.47)						
7	 Sebastian Sege	16		0.67		2:15.87 Entry: 2:07.65 +8.22	Q
	50m: 31.98 100m: 1:05.40 (33.42) 150m: 1:40.63 (35.23) 200m: 2:15.87 (35.24)						
8	 Connor Mahone	14		0.68		2:16.47 Entry: 2:15.90 +0.57	Q
	50m: 31.16 100m: 1:06.00 (34.84) 150m: 1:40.96 (34.96) 200m: 2:16.47 (35.51)						
9	 Lukas De Wit	16		0.64		2:18.32 Entry: 2:16.83 +1.49	Q
	50m: 32.29 100m: 1:08.35 (36.06) 150m: 1:44.62 (36.27) 200m: 2:18.32 (33.70)						
10	 Charlie Madar-L	15		0.56		2:18.46 Entry: 2:17.39 +1.07	Q
	50m: 31.69 100m: 1:06.47 (34.78) 150m: 1:41.89 (35.42) 200m: 2:18.46 (36.57)						
11	 Samuel Delama	16		0.80		2:18.49 Entry: 2:18.76 -0.27	Q
	50m: 31.71 100m: 1:06.97 (35.26) 150m: 1:42.67 (35.70) 200m: 2:18.49 (35.82)						
12	 Timothy Chin	15		0.62		2:18.80 Entry: 2:13.82 +4.98	Q
	50m: 32.10 100m: 1:06.77 (34.67) 150m: 1:42.74 (35.97) 200m: 2:18.80 (36.06)						
13	 Luo Jingxi Chen	16		0.63		2:18.84 Entry: 2:06.64 +12.20	Q
	50m: 31.79 100m: 1:06.13 (34.34) 150m: 1:43.10 (36.97) 200m: 2:18.84 (35.74)						

14	 Jared Borea	16		0.58	2:19.31 Entry: 2:18.45 +0.86	Q
	50m: 32.19 100m: 1:07.27 (35.08) 150m: 1:44.11 (36.84) 200m: 2:19.31 (35.20)					
15	 Jayden Lee	15		0.58	2:19.74 Entry: 2:14.52 +5.22	Q
	50m: 31.63 100m: 1:06.62 (34.99) 150m: 1:42.92 (36.30) 200m: 2:19.74 (36.82)					
16	 Levi Dixon	14		0.75	2:19.90 Entry: 2:26.25 -6.35	Q
	50m: 32.77 100m: 1:08.48 (35.71) 150m: 1:44.50 (36.02) 200m: 2:19.90 (35.40)					
17	 James Zhang	14		0.71	2:20.02 Entry: 2:15.51 +4.51	Q
	50m: 32.09 100m: 1:07.57 (35.48) 150m: 1:44.28 (36.71) 200m: 2:20.02 (35.74)					
18	 Alik Delaval (V)	14		0.65	2:20.69 Entry: 2:21.20 -0.51	Q
	50m: 32.14 100m: 1:07.47 (35.33) 150m: 1:44.68 (37.21) 200m: 2:20.69 (36.01)					
19	 Reagan Liang	13		0.70	2:21.17 Entry: 2:19.64 +1.53	Q
	50m: 32.42 100m: 1:08.15 (35.73) 150m: 1:44.86 (36.71) 200m: 2:21.17 (36.31)					
20	 Alexander McEl	15		0.72	2:21.25 Entry: 2:21.59 -0.34	Q
	50m: 30.75 100m: 1:06.03 (35.28) 150m: 1:44.12 (38.09) 200m: 2:21.25 (37.13)					
21	 Lachlan Collins	16		0.66	2:21.31 Entry: 2:16.97 +4.34	Q
	50m: 32.62 100m: 1:09.21 (36.59) 150m: 1:46.25 (37.04) 200m: 2:21.31 (35.06)					
22	 Riley Davis	15		0.70	2:22.19 Entry: 2:25.61 -3.42	Q
	50m: 33.79 100m: 1:10.53 (36.74) 150m: 1:46.83 (36.30) 200m: 2:22.19 (35.36)					
23	 Alexander Jiang	16		0.57	2:22.29 Entry: 2:22.98 -0.69	Q
	50m: 32.30 100m: 1:09.84 (37.54) 150m: 1:47.73 (37.89) 200m: 2:22.29 (34.56)					
24	 Maddox Forrest	15		0.71	2:22.38 Entry: 2:26.66 -4.28	Q
	50m: 33.15 100m: 1:09.87 (36.72) 150m: 1:47.07 (37.20) 200m: 2:22.38 (35.31)					
25	 Alex Gibson	16		0.79	2:22.40 Entry: 2:20.79 +1.61	R1
	50m: 31.43 100m: 1:07.39 (35.96) 150m: 1:44.89 (37.50) 200m: 2:22.40 (37.51)					
26	 Koby Piggott	16		0.56	2:22.44 Entry: 2:18.10 +4.34	R2
	50m: 31.73 100m: 1:07.42 (35.69) 150m: 1:44.47 (37.05) 200m: 2:22.44 (37.97)					
27	 Daniel Brown	13		0.67	2:22.73 Entry: 2:29.22 -6.49	Q
	50m: 33.25 100m: 1:10.25 (37.00) 150m: 1:46.71 (36.46) 200m: 2:22.73 (36.02)					
28	 Alex Sandford	16		0.67	2:22.97 Entry: 2:12.93 +10.04	
	50m: 32.02 100m: 1:06.98 (34.96) 150m: 1:44.49 (37.51) 200m: 2:22.97 (38.48)					
29	 Luoqianhe Chei	14		0.58	2:23.21 Entry: 2:26.91 -3.70	Q

50m: 33.03 100m: 1:08.73 (35.70) 150m: 1:46.12 (37.39) 200m: 2:23.21 (37.09)

30	 Bartly Trotter	16		0.68	2:23.34 Entry: 2:16.73 +6.61	
50m: 31.30 100m: 1:07.26 (35.96) 150m: 1:45.80 (38.54) 200m: 2:23.34 (37.54)						
31	 Paol Lorzil (V)	15		0.65	2:23.36 Entry: 2:19.92 +3.44	Q
50m: 33.28 100m: 1:09.93 (36.65) 150m: 1:47.03 (37.10) 200m: 2:23.36 (36.33)						
32	 William Chugg	15		0.57	2:23.67 Entry: 2:22.65 +1.02	Q
50m: 31.87 100m: 1:07.80 (35.93) 150m: 1:45.70 (37.90) 200m: 2:23.67 (37.97)						
33	 Zandre Herbst	15		0.64	2:23.69 Entry: 2:23.69	R1
50m: 32.85 100m: 1:09.41 (36.56) 150m: 1:47.01 (37.60) 200m: 2:23.69 (36.68)						
34	 Kase Glintmeyer	15		0.63	2:23.97 Entry: 2:12.66 +11.31	R2
50m: 31.93 100m: 1:07.61 (35.68) 150m: 1:45.38 (37.77) 200m: 2:23.97 (38.59)						
35	 Thomas Cave	16		0.66	2:24.02 Entry: 2:20.09 +3.93	
50m: 33.81 100m: 1:09.49 (35.68) 150m: 1:46.83 (37.34) 200m: 2:24.02 (37.19)						
36	 Clark Emanuel	15		0.62	2:24.29 Entry: 2:25.69 -1.40	
50m: 33.52 100m: 1:10.02 (36.50) 150m: 1:47.44 (37.42) 200m: 2:24.29 (36.85)						
37	 James Willson	16		0.60	2:25.66 Entry: 2:24.83 +0.83	
50m: 33.29 100m: 1:11.07 (37.78) 150m: 1:48.95 (37.88) 200m: 2:25.66 (36.71)						
38	 Steve Zhang	14		0.60	2:26.10 Entry: 2:26.02 +0.08	Q
50m: 33.94 100m: 1:09.97 (36.03) 150m: 1:48.25 (38.28) 200m: 2:26.10 (37.85)						
39	 Henry Robertso	16		0.60	2:26.24 Entry: 2:22.04 +4.20	
50m: 33.93 100m: 1:10.61 (36.68) 150m: 1:48.70 (38.09) 200m: 2:26.24 (37.54)						
40	 Antoine Riquet	15		0.67	2:26.54 Entry: 2:23.82 +2.72	
50m: 34.38 100m: 1:12.46 (38.08) 150m: 1:50.34 (37.88) 200m: 2:26.54 (36.20)						
41	 William Gascoig	13		0.59	2:26.93 Entry: 2:25.88 +1.05	Q
50m: 33.08 100m: 1:11.08 (38.00) 150m: 1:50.09 (39.01) 200m: 2:26.93 (36.84)						
42	 Maxwell Calder	16		0.63	2:27.19 Entry: 2:23.14 +4.05	
50m: 32.22 100m: 1:09.28 (37.06) 150m: 1:48.02 (38.74) 200m: 2:27.19 (39.17)						
43	 Kyle Setford	15		0.71	2:27.35 Entry: 2:24.52 +2.83	
50m: 33.11 100m: 1:09.77 (36.66) 150m: 1:48.07 (38.30) 200m: 2:27.35 (39.28)						
44	 Harry Lynn	15		0.63	2:27.59 Entry: 2:22.76 +4.83	
50m: 32.45 100m: 1:09.99 (37.54) 150m: 1:49.17 (39.18) 200m: 2:27.59 (38.42)						

2:28.73

45	 Fletcher Cumm	13		0.66	Entry: 2:17.22	+11.51	Q
	50m: 34.65 100m: 1:12.21 (37.56) 150m: 1:50.69 (38.48) 200m: 2:28.73 (38.04)						
46	 Jonathan Yang	14		0.73	2:28.95	+5.35	Q
	50m: 34.02 100m: 1:11.97 (37.95) 150m: 1:50.57 (38.60) 200m: 2:28.95 (38.38)				Entry: 2:23.60		
47	 Malachy Adams	13		0.68	2:29.20	+4.57	Q
	50m: 33.88 100m: 1:11.74 (37.86) 150m: 1:50.25 (38.51) 200m: 2:29.20 (38.95)				Entry: 2:24.63		
48	 Phoenix Botes	14		0.63	2:29.46	+4.30	Q
	50m: 34.68 100m: 1:11.93 (37.25) 150m: 1:51.10 (39.17) 200m: 2:29.46 (38.36)				Entry: 2:25.16		
49	 Ethan Jiao	13		0.74	2:29.47	-4.50	Q
	50m: 35.81 100m: 1:15.33 (39.52) 150m: 1:53.36 (38.03) 200m: 2:29.47 (36.11)				Entry: 2:33.97		
50	 Samuel Shivnar	15		0.66	2:30.44	+4.73	
	50m: 34.58 100m: 1:12.86 (38.28) 150m: 1:51.85 (38.99) 200m: 2:30.44 (38.59)				Entry: 2:25.71		
51	 Benjamin Winte	14		0.63	2:30.52	+2.75	Q
	50m: 35.05 100m: 1:13.50 (38.45) 150m: 1:52.46 (38.96) 200m: 2:30.52 (38.06)				Entry: 2:27.77		
52	 Baptiste Denar	14		0.61	2:30.53	+0.40	R1
	50m: 34.41 100m: 1:11.87 (37.46) 150m: 1:51.14 (39.27) 200m: 2:30.53 (39.39)				Entry: 2:30.13		
53	 Dhylan Oyston	15		0.64	2:30.65	+4.80	
	50m: 33.94 100m: 1:10.96 (37.02) 150m: 1:50.53 (39.57) 200m: 2:30.65 (40.12)				Entry: 2:25.85		
54	 Jimmy Ward	13		0.67	2:31.22	+0.88	Q
	50m: 34.83 100m: 1:13.74 (38.91) 150m: 1:53.94 (40.20) 200m: 2:31.22 (37.28)				Entry: 2:30.34		
55	 Alex Sheng	13		0.80	2:31.69	-4.47	Q
	50m: 35.92 100m: 1:15.59 (39.67) 150m: 1:55.43 (39.84) 200m: 2:31.69 (36.26)				Entry: 2:36.16		
56	 Isaac Gu	13		0.62	2:31.81	+3.29	Q
	50m: 34.46 100m: 1:12.67 (38.21) 150m: 1:52.96 (40.29) 200m: 2:31.81 (38.85)				Entry: 2:28.52		
57	 Aidan Barrett-H	14		0.61	2:32.00	+6.50	R2
	50m: 33.80 100m: 1:11.94 (38.14) 150m: 1:52.15 (40.21) 200m: 2:32.00 (39.85)				Entry: 2:25.50		
58	 Ray Sun	13		0.63	2:32.27	-0.93	Q
	50m: 35.12 100m: 1:13.94 (38.82) 150m: 1:54.15 (40.21) 200m: 2:32.27 (38.12)				Entry: 2:33.20		
59	 Yousef Abueide	15		0.64	2:33.22	+6.68	
	50m: 33.23 100m: 1:11.47 (38.24) 150m: 1:52.88 (41.41) 200m: 2:33.22 (40.34)				Entry: 2:26.54		
60	 Jayson Zhou	13		0.66	2:34.81	-0.82	R1
					Entry: 2:35.63		

50m: 35.57 100m: 1:15.39 (39.82) 150m: 1:56.24 (40.85) 200m: 2:34.81 (38.57)

61	 Mario Yu	13		0.66	2:35.55 Entry: 2:34.13 +1.42	R2
50m: 35.23 100m: 1:15.49 (40.26) 150m: 1:56.33 (40.84) 200m: 2:35.55 (39.22)						
62	 Ruben Park	13		0.64	2:38.56 Entry: 2:35.76 +2.80	
50m: 36.94 100m: 1:17.19 (40.25) 150m: 1:58.42 (41.23) 200m: 2:38.56 (40.14)						
63	 Toby Wales	13		0.71	2:39.34 Entry: 2:36.21 +3.13	
50m: 36.60 100m: 1:16.99 (40.39) 150m: 1:58.28 (41.29) 200m: 2:39.34 (41.06)						
-	 Naherehau Yun	14		0.66	DSQ	
-	 Rory McParlane	13		0.60	DSQ	
-	 Noah Lomas	14		0.59	DSQ	